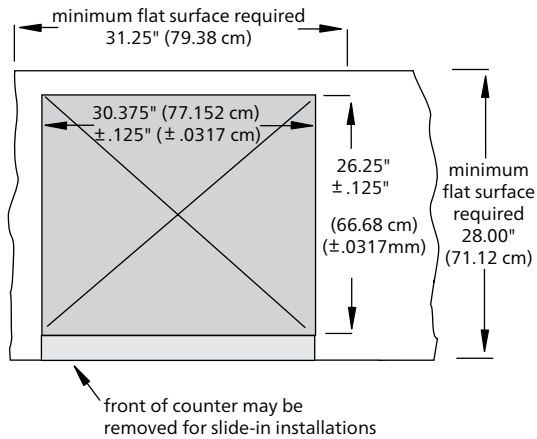


# Vision™ ice and beverage dispensers

## counter cutout detail and clearance requirements

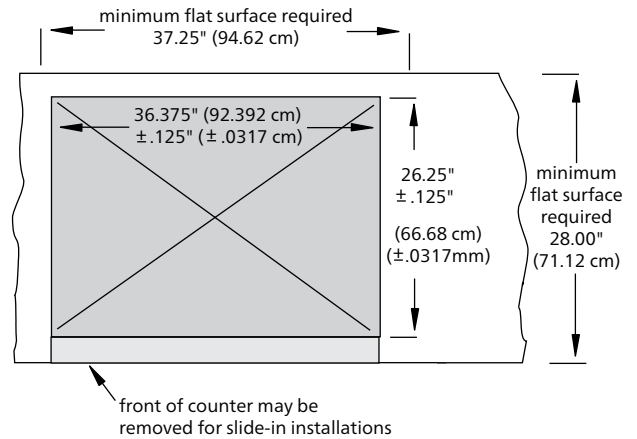
### VU155N and VU155 series with 8 valves and CVU155N series drop-in installation

Plan View



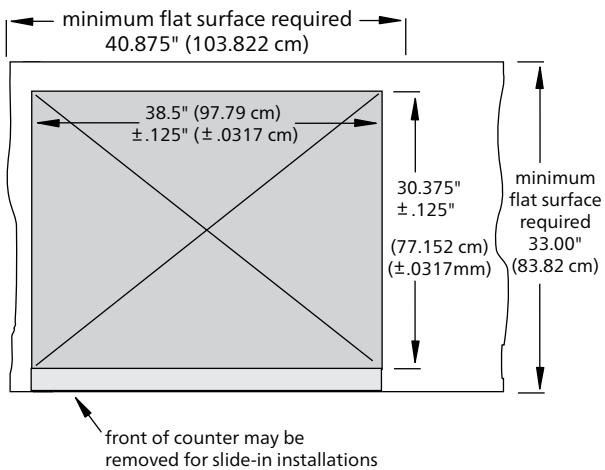
### VU155 series with 10 valves drop-in installation

Plan View



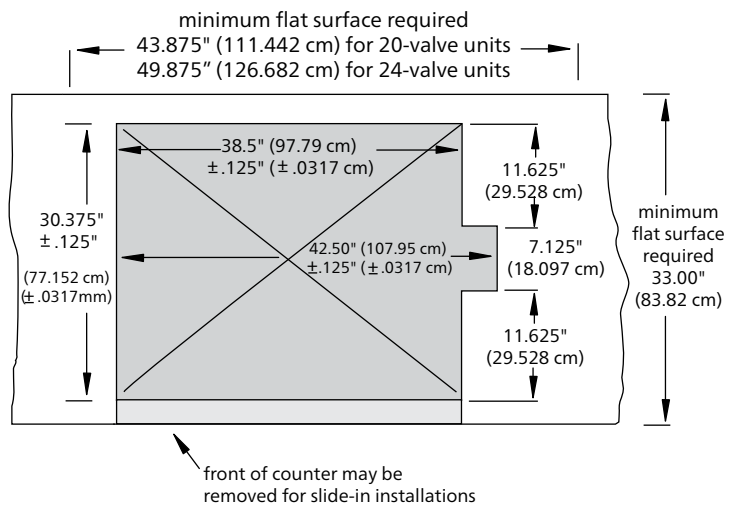
### VU300 and CVU300 series drop-in installation

Plan View



### VUD300 series (dual-sided dispensing) drop-in installation

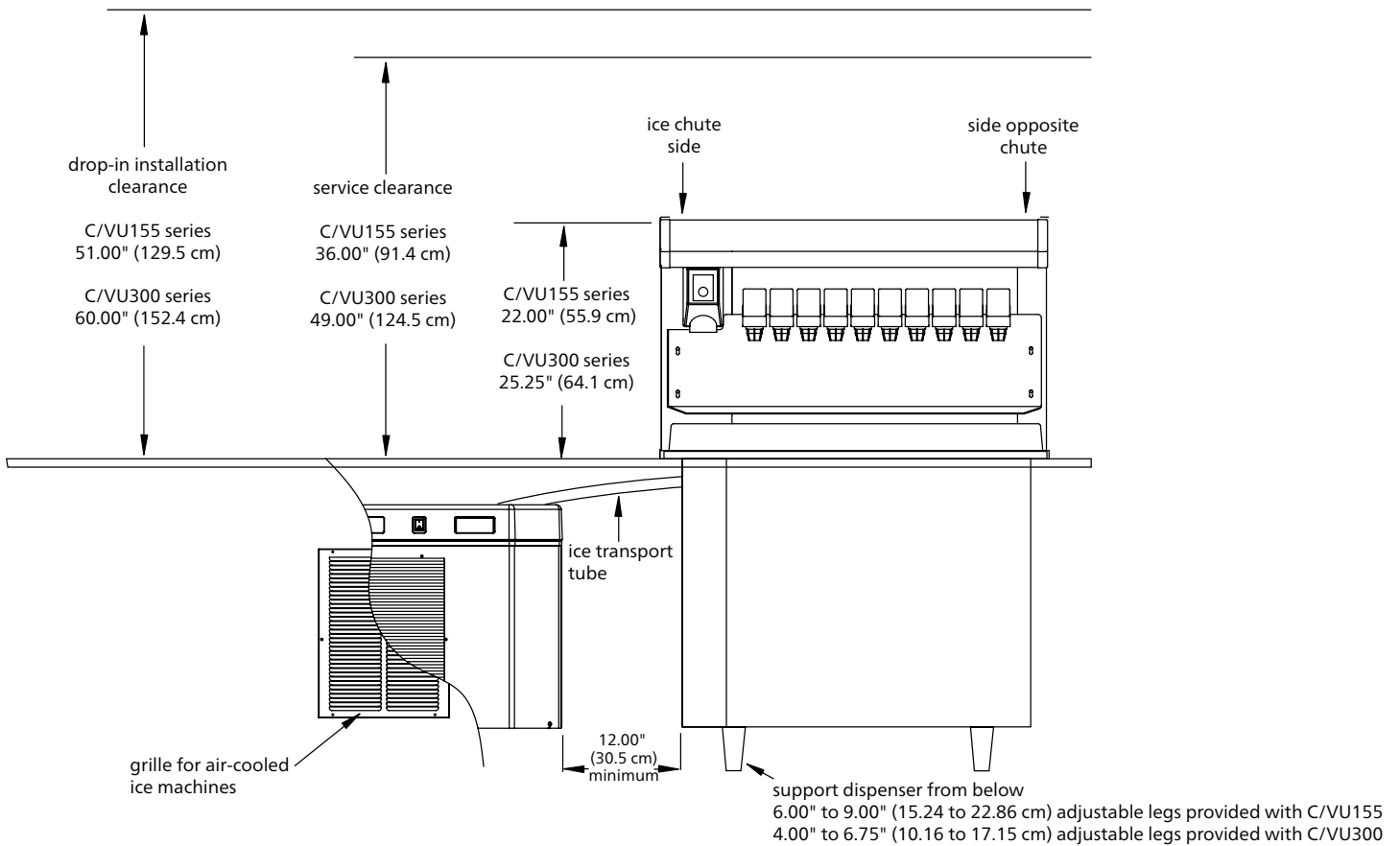
Plan View\*



\* Note: Cut out shown is for a unit with a left hand tower.

# Dispenser clearance information

## Front View



## Clearance and support requirements\*

	VU155 and CVU155 series	VU300 and CVU300 series	VU300MD series
<b>Dispenser</b>			
Above counter for drop-in installations	51.00" (129.5 cm)	60.00" (152.4 cm)	60.00" (152.4 cm)
Above counter for services access (auger removal)	36.00" (91.4 cm)	49.00" (124.5 cm)	49.00" (124.5 cm)
Side of dispenser opposite ice chute	12.00" (30.5 cm)	Zero clearance required. 6" (15.24 cm) clearance required if tube enters this side.	12.00" (30.5 cm)
Side of dispenser with ice chute	Zero clearance required. 6" (15.24 cm) clearance required if tube enters this side.	12.00" (30.5 cm)	12.00" (30.5 cm)
Removable counter panel for access	Side opposite ice chute	Ice chute side	Both sides
Support requirement for dispenser	Legs or channels	Legs or channels	Legs or channels
<b>Ice machine</b>			
Between ice machine and dispenser	12.00" (30.5 cm) if utilities are on same side	12.00" (30.5 cm) if utilities are on same side	12.00" (30.5 cm)
Between two ice machines	1.00" (2.54 cm)	1.00" (2.54 cm)	1.00" (2.54 cm)
Above ice machines	1.00" (2.54 cm)	1.00" (2.54 cm)	1.00" (2.54 cm)
Counter depth for ice machines	24.00" (61.0 cm)	24.00" (61.0 cm)	24.00" (61.0 cm)
Maximum counter thickness for ice tube entry	1.50" (3.81 cm)	1.375" (3.49 cm)	1.375" (3.49 cm)
Support requirements for ice machines	Machine stand or channels	Machine stand or channels	Machine stand or channels

\*Contact factory if these conditions cannot be met.

Vision is a trademark of Follett Corporation.

Follett and RIDE are registered trademarks of Follett Corporation, registered in the US.

Follett reserves the right to change specifications at any time without obligation. Certifications may vary depending on country of origin.

## Vision counter cutout and clearance requirements